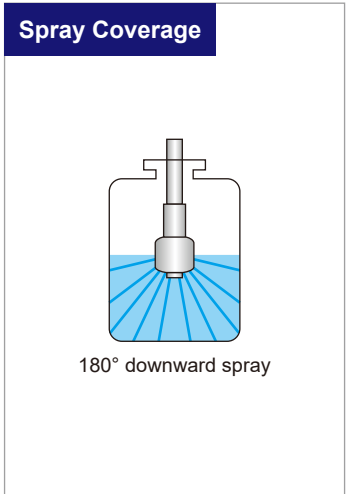
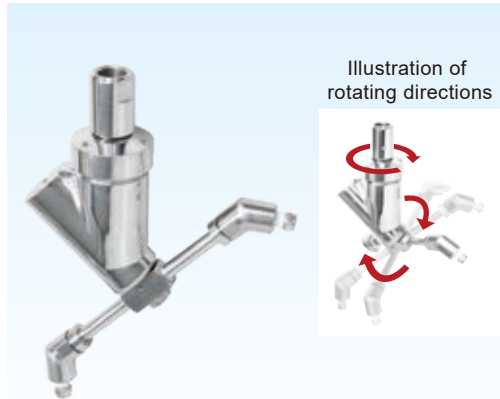


For cleaning hard to remove dirt

JET ATTACKER

JA3-D180 SERIES / 3D Rotational Cleaning, 180° Downward Spray



Cleaning hard to remove dirt

Features

- Three-dimensional rotating solid stream jets powerfully clean the inside of a tank.
- No external power is needed as rotation is driven solely by the flow of the cleaning liquid.
- Easy to install, reducing equipment costs.
- The JA3-2S (D180) series is equipped with two nozzles, and the JA3-4S (D180) series with four nozzles.

Applications

- 180° downward spraying is ideal to clean inside of open-topped tanks and containers.

Basic Specifications

■ Operating Pressure Range
1.0–3.0 MPa (150–430 psi)

■ Spray Capacity²
JA3-2S (D180): 11.8–35.3 L/min
JA3-4S (D180): 23.6–69.3 L/min

■ Reach Distance of Spray (Diameter)
Approx. 6–9 m

■ Max. Temperature
60°C (140°F)

■ Number of Nozzles Attached
JA3-2S (D180) with two nozzles
JA3-4S (D180) with four nozzles

■ Main Material¹
S304, SCS14, S303, PTFE, FKM, S440C

■ Weight
JA3-2S (D180): 1.9 kg
JA3-4S (D180): 2.3 kg

■ Rotation Speed³
30–60 rpm

■ Outer Surface Finish
#320 buffing

¹In the material code, "S" represents "stainless steel". SCS14 is cast stainless steel equivalent to S316.

²Spray flow rate in the above operating pressure range is for reference only. See the flow-rate diagram and chart for more details.

³Set to this range of rotation speed at a pressure specified prior to shipping. The rotation speed varies depending on the applied pressure.

▼ Watch rotating & spraying nozzle on YouTube



IKEUCHI JA

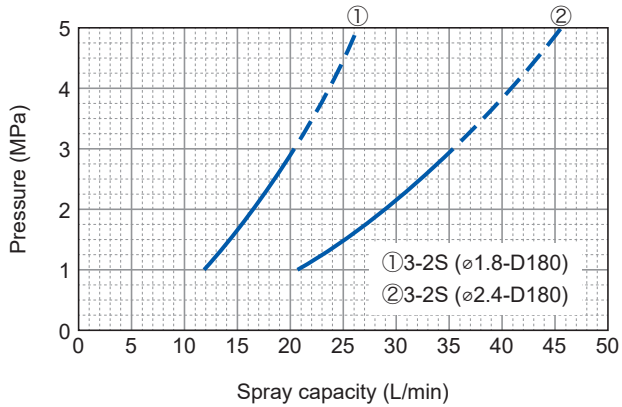
JA3-D180 SERIES / JET ATTACKER / 3D Rotational Cleaning, 180° Downward Spray

Cleaning hard to remove dirt

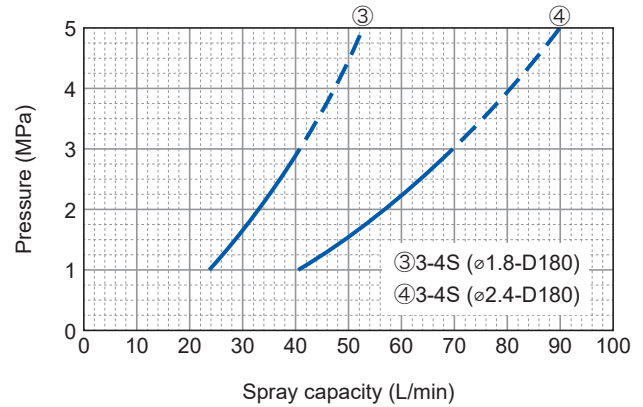
- The liquid pressure and spray flow rate should be set based on your specific applications and requirements.
- Models available with two- and four-nozzles, with a nozzle orifice diameter of 1.8 or 2.4 mm.
- The operating pressure range is 1.0 to 3.0 MPa. When used at higher pressure, the rotation speed will become too high and the spray will become erratic.

Flow-rate Diagram

■ JA3-2S (D180) Series with 2 nozzles



■ JA3-4S (D180) Series with 4 nozzles



Flow-rate Chart

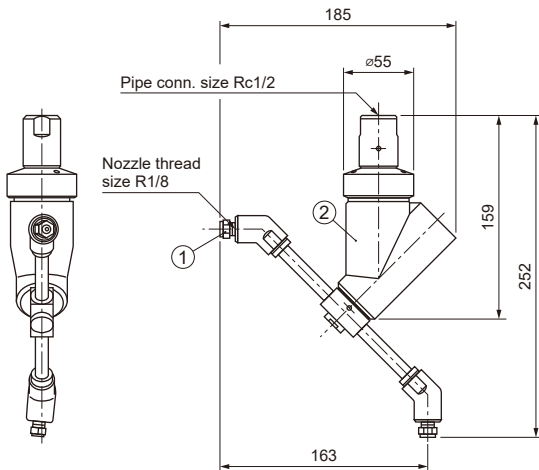
Model No. (JA...)	Number of nozzles	Nozzle orifice diameter (mm)	Pipe conn. size	Spray capacity (L/min) [for reference only]				
				1.0 MPa	1.5 MPa	2.0 MPa	2.5 MPa	3.0 MPa
3-2S (ø1.8-D180)	2	1.8	Rc1/2	11.8	14.5	16.7	18.7	20.4
3-2S (ø2.4-D180)	2	2.4	Rc1/2	20.4	25.0	28.8	32.3	35.3
3-4S (ø1.8-D180)	4	1.8	Rc1/2	23.6	28.9	33.4	37.3	40.9
3-4S (ø2.4-D180)	4	2.4	Rc1/2	40	49.0	56.6	63.2	69.3

JA3-D180 SERIES / JET ATTACKER / 3D Rotational Cleaning, 180° Downward Spray

Drawing

JA3-2S (D180)

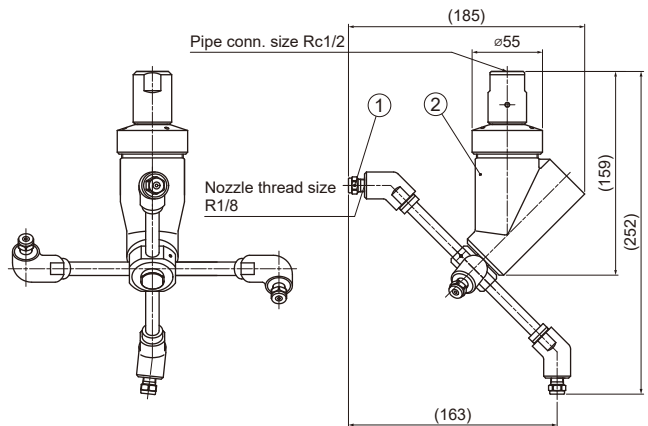
(with 2 nozzles)



① Nozzle ② Body

JA3-4S (D180)

(with 4 nozzles)



① Nozzle ② Body



Download 3D/2D CAD file

Unit: mm

■ Dimensions and weight

Series	Nozzle orifice diameter (mm)	Pipe conn. size	Nozzle thread size	Weight (kg)
JA3-2S (D180)	1.8	Rc1/2	R1/8	1.9
	2.4			
JA3-4S (D180)	1.8	Rc1/2	R1/8	2.3
	2.4			

Note:

For the insertion, the JA3-2S (D180) requires a 200A hole or larger and the JA3-4S (D180) requires a 250A hole or larger.

Upon ordering, please indicate your operating pressure from the range shown on page 28 for our pre-shipment rotation test and adjustment.

HOW TO ORDER

To inquire about or order a specific product please refer to this coding system.

Example: 1/2F JA 3-2S (ø1.8-D180) S304

1/2F^{*4} JA 3 - 2 S (ø1.8 - D180) S304

Number of Nozzles

- 2
- 4

Nozzle Orifice Diameter

- ø1.8
- ø2.4

*4 "F" indicates female tapered pipe thread ("Rc" of the ISO standard), e.g. 1/2F = Rc1/2.